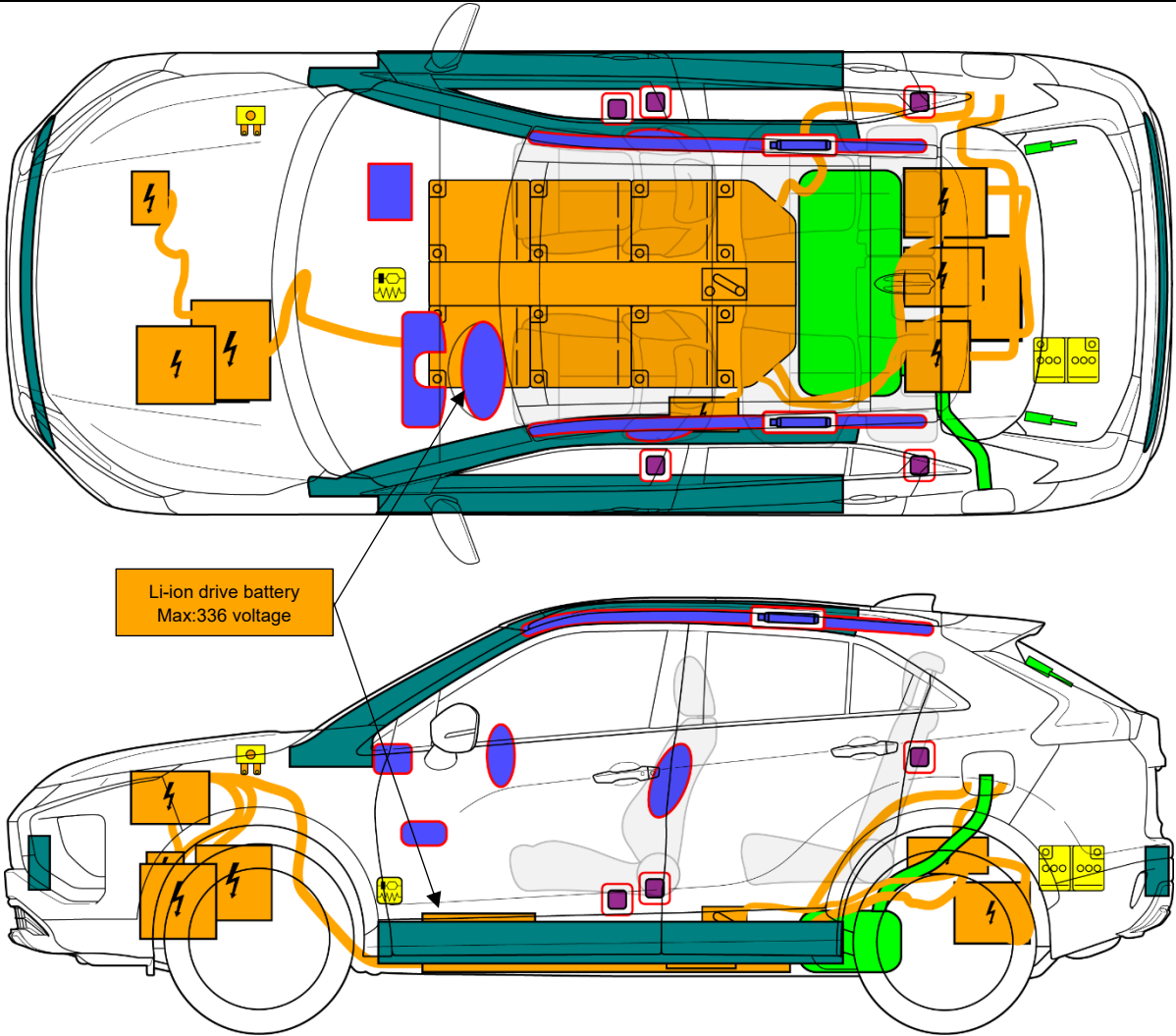




ECLIPSE CROSS (PHEV)

Body type: Station wagon

Type: GL3W Model year: 2021



	Airbag		Stored gas inflator		Seat belt pretensioner		SRS control unit		Pedestrian protection active system
	Automatic rollover protection system		Gas strut / Preloaded spring		High strength zone		Zone requiring special attention		
	Battery low voltage		Ultra capacitor, low voltage		Fuel tank		Gas tank		Safety valve
	High voltage battery pack		High voltage power cable / component		High voltage disconnect		Fuse box disabling high voltage system		Ultra capacitor, high voltage
				ID No.	Version No.	Version Date.	Page		
				GLW-ENRS-EN01	01	1/2021	1/4		



ECLIPSE CROSS (PHEV)
 Body type: Station wagon
 Type: GL3W Model year: 2021



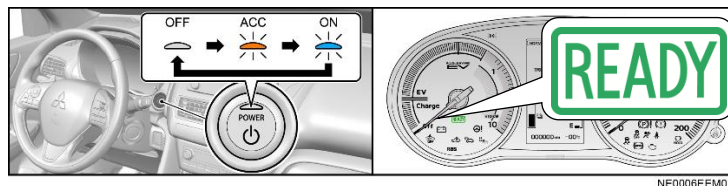
1. Identification / recognition

Features on vehicle exterior

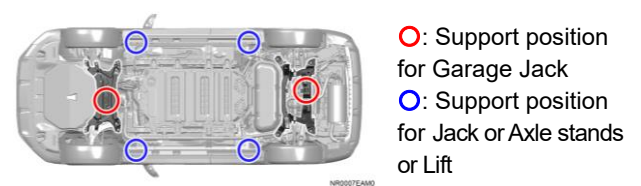


2. Immobilisation / stabilization / lifting

How to determine if vehicle is ON / OFF



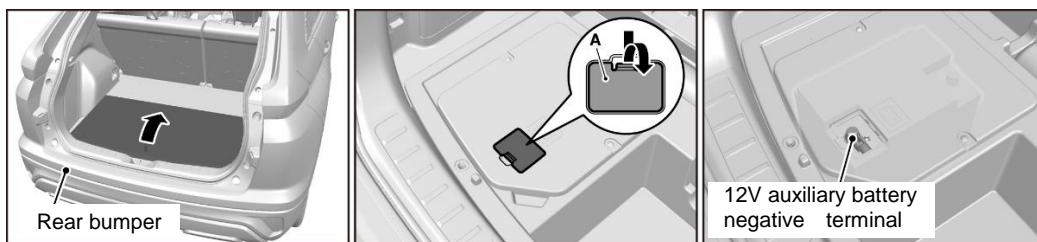
Support positions for Jack and Lift



3. Disable direct hazards / safety regulations

1. How to disconnect the 12V auxiliary battery negative terminal

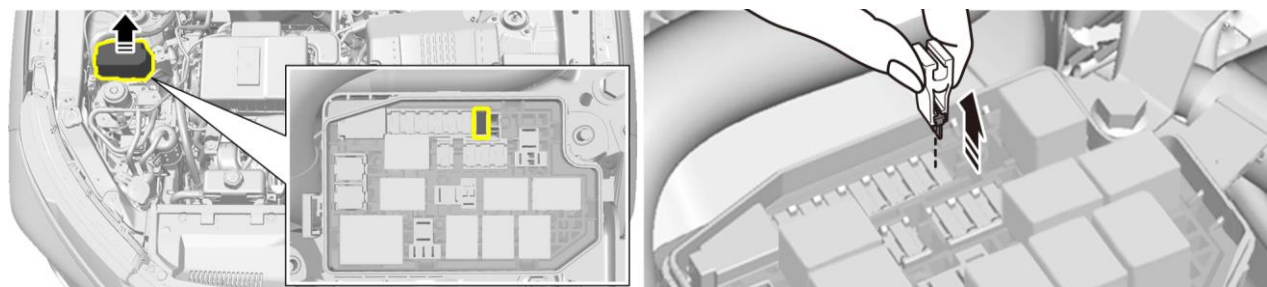
Wait 1 minutes after turning off the POWER SWITCH.



NE0012EEMO

2. How to disconnect the "Power unit control" fuse

If you cannot locate this fuse, remove all fuses and relays in the fuse box.



NR0013EAM0


3. Use insulating Personal Protective Equipment (PPE) (Rubber insulating gloves, Rubber soled insulating)



4. How to shut down High voltage (pull out the service plug)

Next page

Wait 5 minutes after disconnecting the 12V auxiliary battery negative terminal

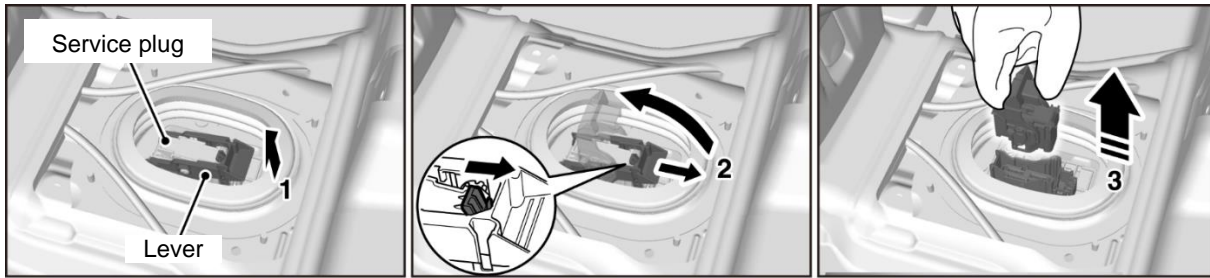


NE0015EEMO

ID No.	Version No.	Version Date.	Page
GLW-ENRS-EN01	01	1/2021	2/4



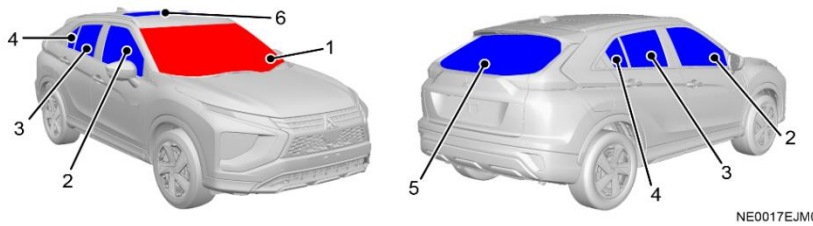
ECLIPSE CROSS (PHEV)
 Body type: Station wagon
 Type: GL3W Model year: 2021



NE0016EEM0

4. Access to the occupants

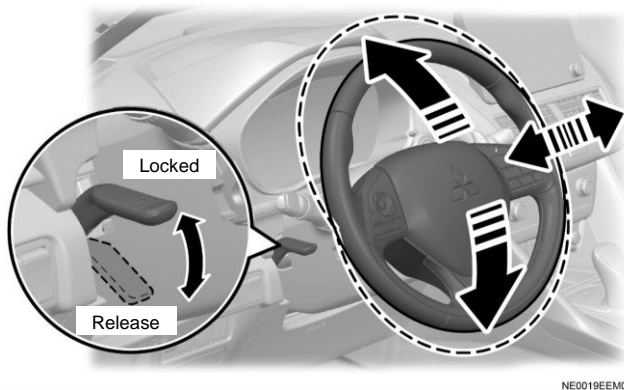
Windows



1 : Laminated glass
 2 – 6 : Tempered glass

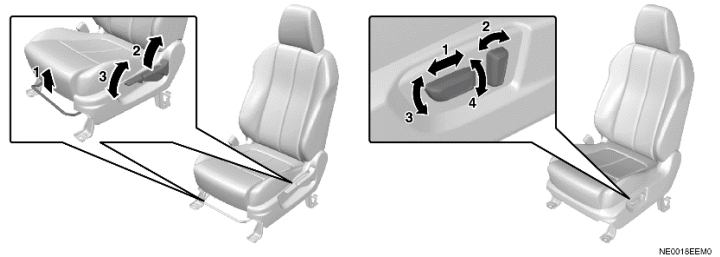
NE0017EJM0

Steering adjustment



NE0019EEM0

Seat adjustment



NE0018EEM0

Manual Seat

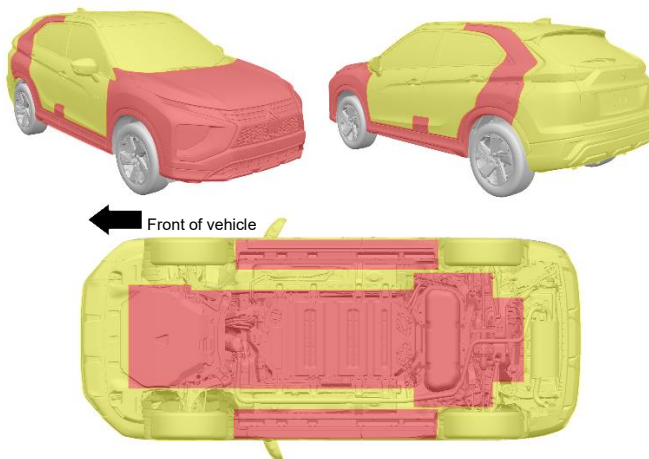
- 1 : Forward or backward
- 2 : Recline the seatback
- 3 : Seat height (driver's side only)

Power Seat

- 1 : Forward or backward
- 2 : Recline the seatback
- 3 : Seat cushion angle
- 4 : Seat height

Vehicle CUT Zones

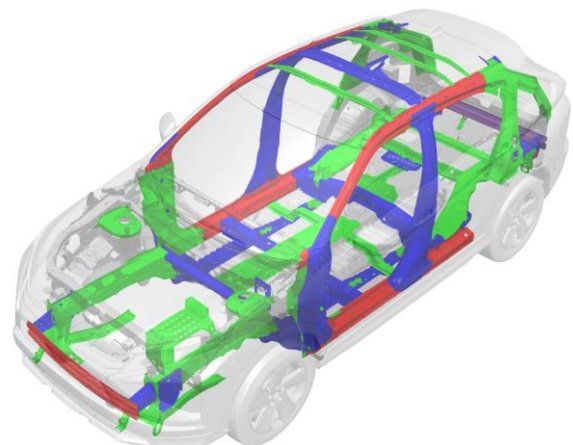
- CUT ZONE**
- Risk of high voltage shock and airbag deployment



NE0021EJM0

High-tensile and Ultra-high-tensile steel panels location

- :440Mpa
- :590Mpa
- :980Mpa
- :1180Mpa





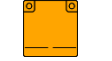

NE0020EEM0

	ID No.	Version No.	Version Date.	Page
	GLW-ENRS-EN01	01	1/2021	3/4

	ECLIPSE CROSS (PHEV) Body type: Station wagon Type: GL3W Model year: 2021		
--	--	---	--

5. Stored energy / liquids / gases / solids

Fluids / gases used in this vehicle

	Fuel tank	45 liters		12V auxiliary battery	LN2 (59Ah)
	Li-ion drive battery	13.8 kWh		Refrigerant (air conditioner)	HFO-1234yf: 495 – 535 g



6. In case of fire

1. Vehicle fire

In case of vehicle fire, alert fire department immediately and start extinguishing the fire.

2. Fire-extinguishing



Use ABC powder or large quantity water to extinguish the fire

WARNING;

- Never use seawater or any water containing salt.



7. In case of submersion

Submerged Vehicle

- If the vehicle is submerged or partially submerged, first pull the occupants out of the vehicle and water.
- Then shut down the high voltage system. (Refer to **3.-2. How to disconnect the “Power unit control” fuse** and **3.-4. How to shut down High voltage (pull out the service plug)**)
- If the vehicle is submerged, the drive battery may generate flammable hydrogen gas.
- If the vehicle is submerged, water may enter the drive battery.



8. Towing / transportation / storage
















How to Transport



9. Important additional information

For the detail, please refer to Emergency Response Guide.

10. Explanation of pictograms used

	Keyless operation key distance		Warning, Electricity		Risk of damaging human health
	Caution		Warning, low temperature		Risk of flammability
	Open Hood		Service plug		Risk of an explosion
	Open Tailgate		Fuse box disabling high voltage		Risk of corrosive material / substances
	Air-conditioning component		Use water to extinguish the fire		Use ABC powder to extinguish the fire

ID No.	Version No.	Version Date.	Page
GLW-ENRS-EN01	01	1/2021	4/4